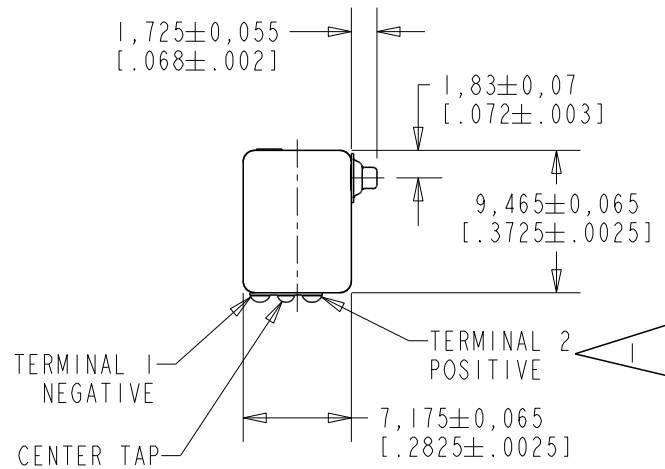


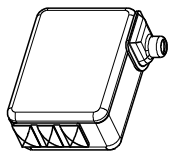
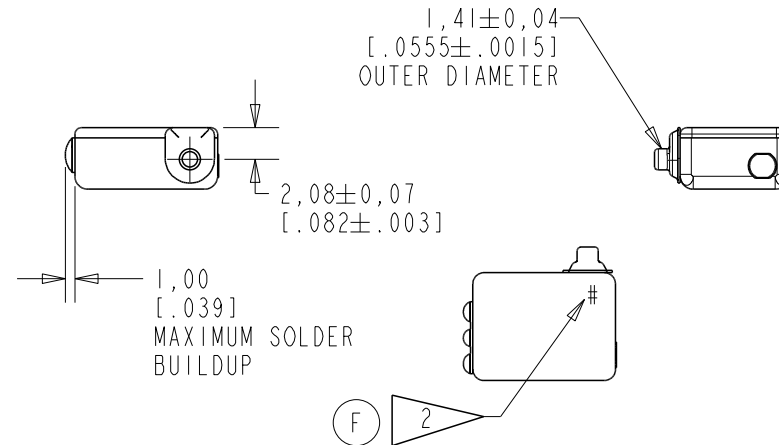
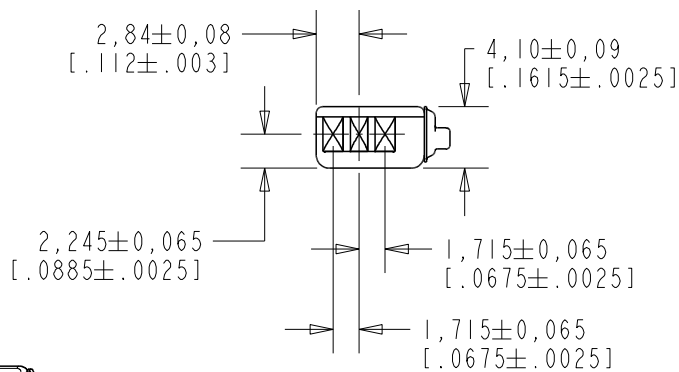
CI-28267-A01
SHT 1.1



NOTES:

1 A POSITIVE GOING VOLTAGE AT TERMINAL 2, RELATIVE TO TERMINAL 1, CAUSES AN INCREASE IN PRESSURE AT THE SOUND OUTLET.

F 2 LASER MARK PER KE-PE-09 AS SHOWN.



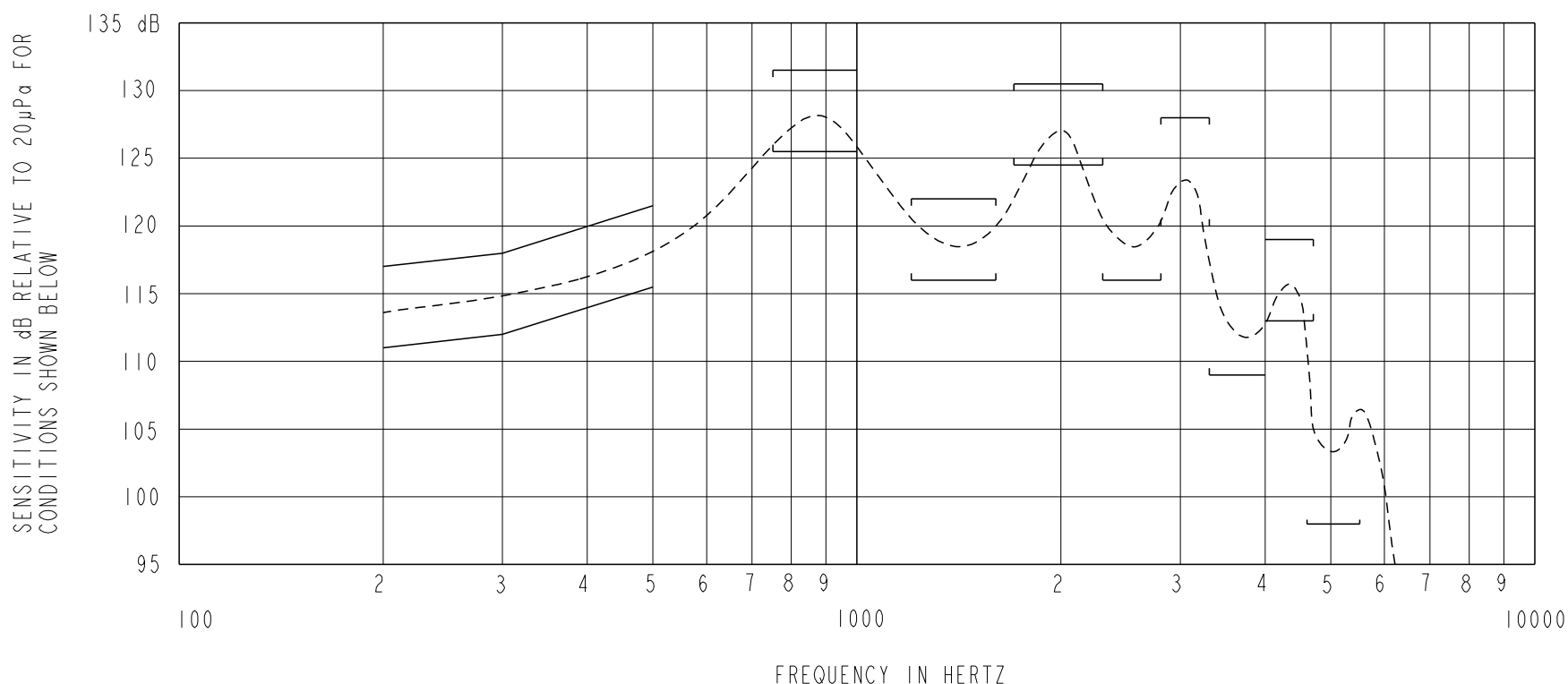
NOMINAL WEIGHT
1.0 GRAM

DIMENSIONS IN MILLIMETERS [INCHES]

Revision	C.O. #	Implementation Date	RELEASE LEVEL	REVISION
F	PI0000944	11-8-16	Active	F
E	CI0114321	12-12-12		
D	CI0111948	12-31-10		

SCALE: 2:1		DR. BY: DMS	DATE: 11-30-05
DO NOT SCALE DRAWING			
TITLE: RECEIVER	CI-28267-A01	CK. BY: GJP	DATE: 12-5-05
OUTLINE DRAWING	SHT 1.1	APP. BY: GJP	DATE: 12-5-05

KNOWLES CORPORATION



NOTES:

1. MEASUREMENTS MADE USING 8mm [.315"] X 1mm [.039"] ID + 28mm [1.10] X 1.5mm [.059] ID EAR HOOK SIMULATOR INTO 25mm [.984"] OF 2mm [.079"] ID TUBE + 18mm [.709"] OF 3mm [.118"] ID TUBE + 2 CM³ CAVITY ANSI S3.6 TYPE HA-3 (IEC 60318-5).

2. SENSITIVITY

FREQUENCY	MIN.	MAX.
200	111.0	117.0
300	112.0	118.0
500	115.5	121.5
750-1000	125.5	131.5
1200-1600	116.0	122.0
1700-2300	124.5	130.5
2300-2800	116.0	---
2800-3300	120.0	128.0
3300-4000	109.0	---
4000-4700	113.0	119.0
4800-5500	98.0	---

3. RESPONSE, IMPEDANCE, AND DISTORTION MEASUREMENTS MADE USING THE ELECTRICAL TEST CONDITIONS SHOWN BELOW.

4. INDIVIDUAL SPECIFICATIONS.

PORT LOCATION	ELECTRICAL TEST CONDITIONS				IMPEDANCE @ 500 Hz OHMS±15%	DCR @20°C OHMS ±10%	DISTORTION	
	RESPONSE & IMPEDANCE		DISTORTION				MAX. %	FREQ. Hz
	AC mA RMS	DC mA	AC mA RMS	DC mA				
2S	2.0	0.0	4.0	0.0	174	75	10	500

5. ELECTRICAL SOURCE IMPEDANCE MUST BE GREATER THAN 20 TIMES STATED IMPEDANCE FOR TEST CONDITIONS ABOVE.

6. SUFFIX DESCRIPTION:

- 1) SPECIAL CI'S BUILT WITH POTTED COILS FOR CORROSION PROTECTION.
- 2) LASER MARK WITH "#" FOLLOWING THE MODEL NUMBER TO INDICATE THE INCLUSION OF A POTTED COIL IN THE CONSTRUCTION.

Revision	C.O. #	Implementation Date	RELEASE LEVEL	REVISION
F	PI0000944	11-8-16	Active	F
E	CI0114321	12-12-12		
D	CI0111948	12-31-10		

WHEN TEST LIMITS ARE USED TO ESTABLISH INCOMING INSPECTION ACCEPTANCE/REJECTION CRITERIA, CORRELATION OF TEST EQUIPMENT WITH KNOWLES IS ALSO REQUIRED FOR ELIMINATION OF EQUIPMENT AND TEST METHOD VARIATION		DR. BY	DATE
TITLE: RECEIVER PERFORMANCE SPECIFICATION		DMS	11-30-05
		GJP	12-5-05
		APP. BY	DATE
		GJP	12-5-05

KNOWLES CORPORATION

CI-28267-A01

SHT 2.1